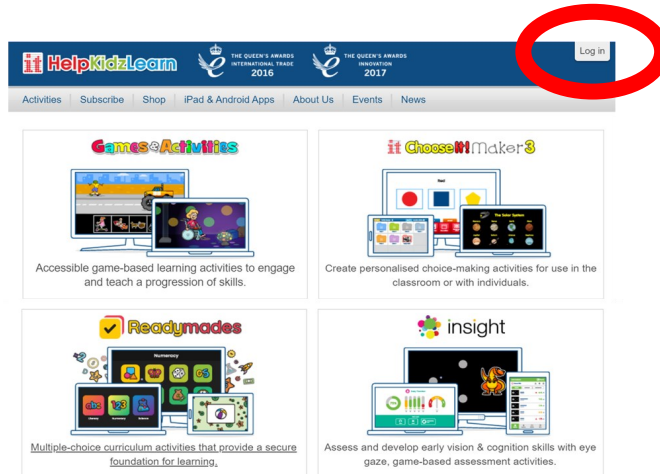


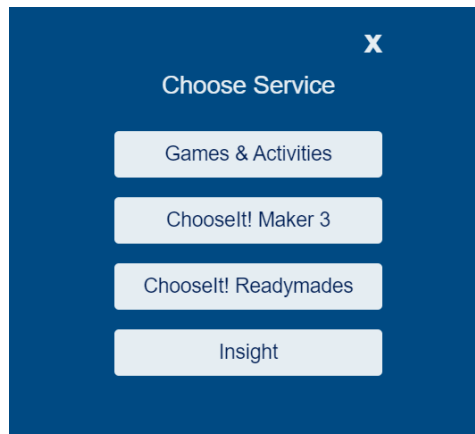
How to login and play HelpKidzLearn

Chooselt! ReadyMades:

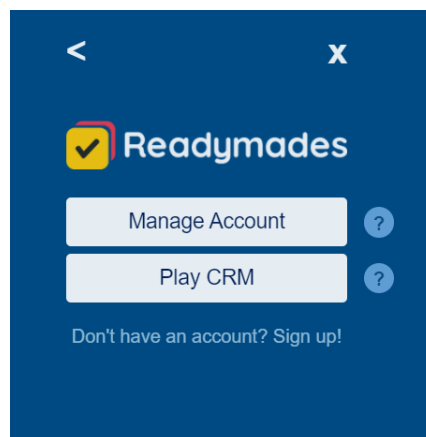
1. Go to www.helpkidzlearn.com and click “login” in the upper right corner



2. Select “Chooselt! Readymades” from the options provided



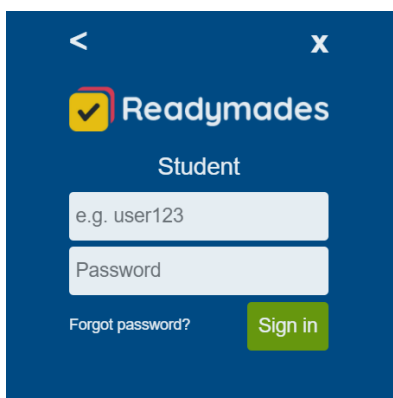
3. Select “Play CRM”




How to login and play HelpKidzLearn

Chooselt! ReadyMades (continued):


4. Enter the username and password provided to you



5. If the student requires an alternative input method or alternate settings, click the “settings” button in the upper rights corner to make those changes. We recommend discussing your student’s individual needs with their teacher. For switch access, use “space” and “enter” commands.



6. Chooselt! ReadyMades activities are sorted into three major curriculum areas: Numeracy, Literacy, and Science. Click your desired curriculum area for more options.



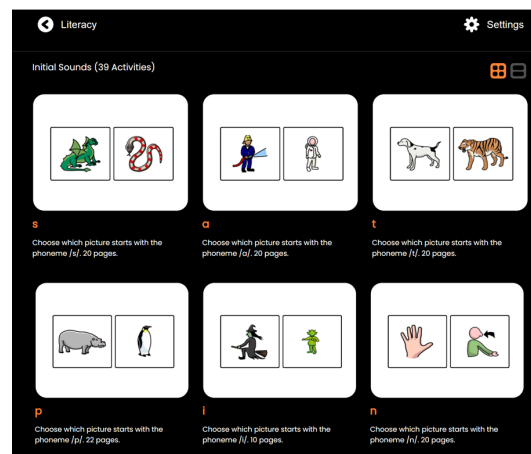
How to login and play HelpKidzLearn

Chooselt! ReadyMades (continued):

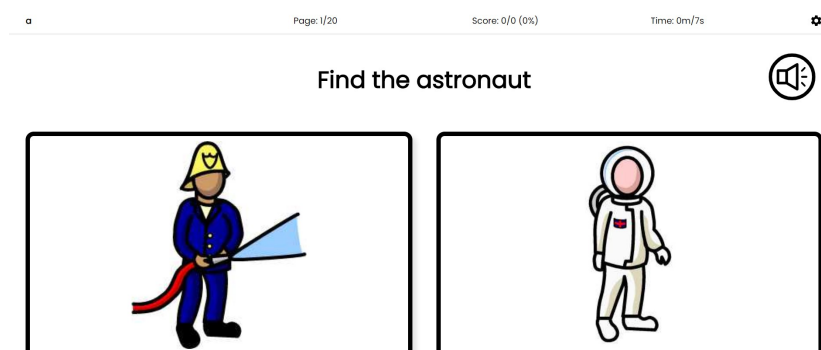
7. Select from a collection of subcategories within the chosen curriculum area



8. You'll find an assortment of activities within each subcategory, each with a title and brief description. Click on an image to play that activity.



9. Select the correct answer choice to receive an animated reward and move to the next question. Complete all questions in the activity or press ESC or the Q key to end the activity.



How to login and play HelpKidzLearn

Chooselt! ReadyMades (continued):

10. After completing or quitting an activity, a report is generated. It tells how long the activity was played, how many questions were answered correctly on the first attempt, and gives a visual achievement summary. You can save the report, play that same activity again, or exit to return to the previous page. (Be aware that if you do not save the report at this step, you will not be able to access these results later).



11. To end a session, close the Chooselt! ReadyMades tab. If you plan on accessing Chooselt! ReadyMades on different devices, make sure that you fully logout on the device that you are currently using. To do so, go to helpkidzlearn.com and click logout in the upper right

