



# SimplyWorks® INSTRUCTIONS

## CONTROL *LITE*

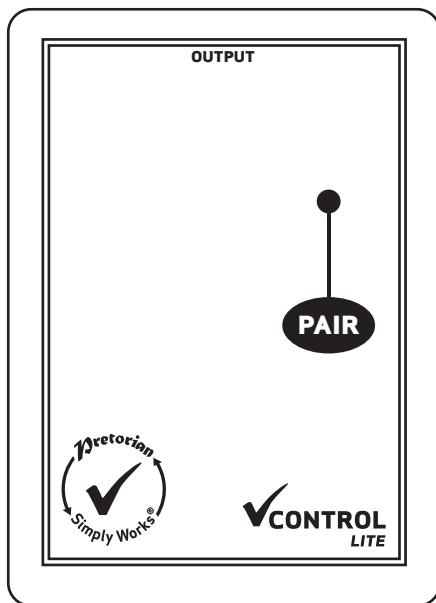
### Pack Contents

Carefully check the contents of the box, which are:

**CONTROL LITE**

**3.5mm jack plug cable**

**This manual**



## Product Description

SimplyWorks® is the world's first fully integrated wireless system specifically for users with motor skill difficulties.

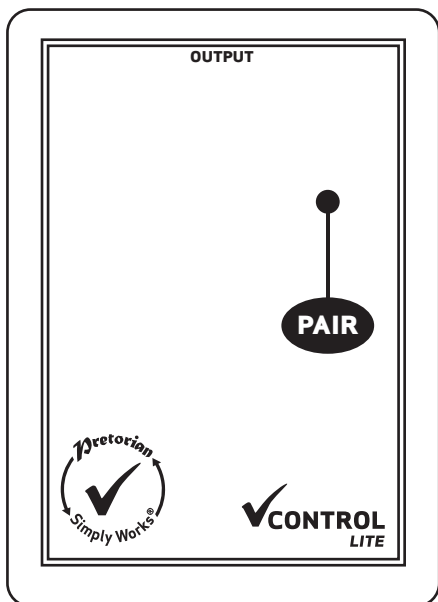
SimplyWorks® allows you the freedom to create wire-free, single or multi-user learning environments, reducing set up time and allowing you to concentrate on the learning tasks themselves.

The CONTROL LITE unit may be used with any of the SimplyWorks® transmitters to control toys, lamps, fans or any battery operated equipment via a standard 3.5mm jack plug.

CONTROL LITE is simple to operate but to ensure you get the most from your purchase, please take time to read these instructions.



## Features



- Works with any SimplyWorks® transmitter to control battery operated toys or other output devices.
- Single 3.5mm jack plug output via supplied lead.
- Small enough to strap to a battery operated toy.
- 10 Metre (32') operating range
- Automatic power saving mode - no on/off switch.
- Long battery life.

## Compatibility

**CONTROL LITE** is compatible with any SimplyWorks® transmitter unit. Although primarily designed to be used with a **SWITCH 125**, it is possible to pair **CONTROL LITE** with any SimplyWorks® transmitter. For example, if paired with a keyboard, the Space key becomes

the activating key, or if paired with an SimplyWorks® **TRACKBALL** the left button becomes the activating key. Uniquely, when an SimplyWorks® **JOYSTICK** is used, the stick can also be used as a 'wobble switch'.

## Fitting the Batteries

First remove the battery cover on the underside of the unit. Fit two AAA style batteries, paying particular attention to ensure correct orientation (a moulded '+' symbol indicates the positive terminal location), then replace the cover. As with all battery powered

products, using good quality batteries such as Duracell or Energiser is recommended. If you are not intending to use your **CONTROL LITE** for an extended period of time, it is advisable to remove the batteries to prevent leakage, which may damage the product.

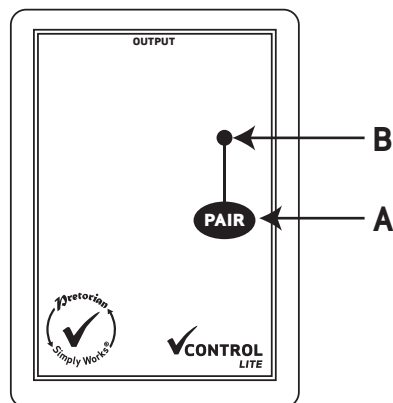
## Pairing

Before your **CONTROL LITE** can be used it must be paired with the SimplyWorks® transmitter that you require it to work with. To pair the units, use the following procedure:

- 1 Place the transmitter unit close to your **CONTROL LITE**.
- 2 Briefly press the Pair button (A) on the front panel of the **CONTROL LITE**. The pair LED (B) will begin to flash slowly.
- 3 Within 10 seconds, press the Pair button on the transmitter.
- 4 The Pair LED on **CONTROL LITE** will continue to flash for a short time while it negotiates with the transmitter. Once complete, the Pair LED will light steadily for 10 seconds to indicate success. **CONTROL LITE** is then ready to use. Whenever data is successfully sent to **CONTROL LITE** its Pair LED flashes briefly to give visual indication that the wireless link is operational.

- 5 If the Pair LED stops flashing after 30 seconds and does not light steadily, repeat the process from (2). If it is still not successful, please refer to the Troubleshooting section.

Pairing information is retained in the **CONTROL LITE** internal memory even after changing the battery.



## Operating with a SWITCH 125 or SEND

In most cases the **CONTROL LITE** will be used with a **SWITCH 125** or **SEND**. It does not matter which mode these are set to, **CONTROL LITE** will Simply Work!

## Learning Scenarios

Because the **CONTROL LITE** is a small, lightweight unit, it may be strapped to a battery powered toy, for example, allowing wire-free control of the toy using either a **SWITCH 125** or indeed any other type of switch via a **SEND**.

Pairing **CONTROL LITE** with an SimplyWorks® **JOYSTICK** also allows the stick to become a

'wobble switch' to control the toy for users who cannot easily use a regular switch.

Given the enormous flexibility that the SimplyWorks® concept affords you, there are countless other learning scenarios that you can devise as your experience grows.

## Maintenance

Your **CONTROL LITE** has no user serviceable parts. If repair is necessary the unit should be returned to Pretorian Technologies or an authorised distributor.

## Output Rating

The output rating of the 3.5mm jack is 1 Amp at upto 30V. Exceeding this rating may cause permanent damage and is not warranted.

## Troubleshooting

If your **CONTROL LITE** does not operate correctly, please use the following guide to determine the cause. If, after following this guide, your unit still does not operate, please contact your supplier before returning it.

Symptom	Possible Cause / Remedy
Unit not functioning	<ul style="list-style-type: none"><li>• Not paired with transmitter - follow procedure in Pairing section.</li><li>• Batteries flat in either transmitter or <b>CONTROL LITE</b> - replace.</li></ul>
Unit works erratically or intermittently	<ul style="list-style-type: none"><li>• Batteries flat in either transmitter or <b>CONTROL LITE</b> - replace.</li><li>• Out of range - move transmitter unit closer to <b>CONTROL LITE</b>.</li><li>• Interference - place both transmitter unit and <b>CONTROL LITE</b> away from sources of interference.</li></ul>
Units will not Pair - LED is extinguished after 30 seconds.	<ul style="list-style-type: none"><li>• Batteries flat in either transmitter or <b>CONTROL LITE</b> - replace.</li><li>• Ensure transmitter unit is close to <b>CONTROL LITE</b> (eg 1 metre / 1 yard) while pairing.</li></ul>

## Warranty

Your **CONTROL LITE** is warranted against defects in manufacture or component failure. The unit is designed for domestic and educational applications. Use outside these areas will invalidate the warranty. Unauthorised repair or modification, mechanical abuse, immersion in any liquid or connection to incompatible equipment will also invalidate the warranty.



**Pretorian**  
TECHNOLOGIES LTD.

Unit 37 Corringham Road Industrial Estate  
Gainsborough Lincolnshire DN21 1QB United Kingdom

**Tel** +44 (0) 1427 678990 **Fax** +44 (0) 1427 678992

SimplyWorks® is a registered trademark of Pretorian Technologies Ltd.

**[www.pretorianuk.com](http://www.pretorianuk.com)**